

Data logger ALMEMO® 5690



ALMEMO® data logger
Precision measuring instrument for measured data acquisition. Comprehensive range of functions for all application areas. Increased measuring accuracy, fast measuring rate. Up to 99 / 190 measuring inputs
Operates as data logger or PC interface, also with generously dimensioned graphics display.

Technical data and functions, ALMEMO® 5690

- Multi-functional data acquisition systems with up to 99 or 190 measuring inputs (applies to ALMEMO® 5690-xCPU with option XU or XM)
- Increased measuring accuracy and stability
- Fast measuring rate, up to 50 measuring operations per second. With SD memory card, up to 100 mops, optional for 1 channel up to 500 mops (does not apply to ALMEMO® 5690-xCPU with option XM)
- Measuring rate increased to over 100 channels / second with several measuring circuit boards (applies to ALMEMO® 5690-xCPU with option XM). The measuring circuit boards operate in parallel, thus ensuring short scanning times for a large number of channels.
- Over 65 standard measuring ranges
- Option KL for independent multi-point adjustment or special linearization programmable in 30 points and management of calibration data saved in the sensor connector and the measuring instrument
- Higher measuring quality thanks to electrical isolation between measuring inputs and device power supply (device ground)
- Improved cold junction compensation with 2 sensors per input card
- Operates as data logger (internal EEPROM / RAM or SD memory card, sleep mode for long-term recording) or as interface for PC online operation
- ALMEMO® 5690-1 (variant without display), ALMEMO® 5690-2 (variant with display and operating controls)
- 5 LEDs for displaying the operating status of the measuring circuit and the CPU
- 8 rechargeable NiMH batteries with high-speed battery charging (accessory)
- Relay / trigger / analog interface as plug-in board (accessory) for output of alarm and control signals
- ALMEMO® output sockets, suitable for digital interfaces, analog output, trigger input, alarm contacts, memory card
- Housing in several variants: Desktop housing TG1, TG3, TG8 Wall-mounted housing WG3, Rack housing BT8.

Technical data, ALMEMO® 5690

Precision class	AA (see general technical data)	Power supply	
Measuring rate	(100), 50, 10 and 2.5 mops	Mains adapter	ZB1212NA11 100 to 240 VAC to 12 VDC, 2.5 A
Electrical isolation for analog sensors	with semiconductor relays (50 V) Additional electrical isolation between measuring inputs and power supply (device ground)	DC adapter cable	electrically isolated ZB3090-UK2 10 to 30 VDC, 12 VDC, 1 A
Date and time-of-day	Real-time clock, buffered with lithium battery	Rechargeable battery pack	8 rechargeable NiMH batteries, 9 to 11 V, 1600 mAh with intelligent high-speed charging (3.5 hours) Supply current Entire system maximum 1.5 A
Supply current	For system boards and sensor supply Entire system, max. 1.5 A, per board max. 0.3 A	Environmental conditions	see general technical data

Accessories ALMEMO® 5690

	Order no.
Rechargeable batteries, 1600 mAh, 1 slot	ES5690AP
DC cable, 10 to 30 VDC, 12 VDC, 1.25 A	ZB3090UK2
Relay / trigger / analog board (see chapter „Output modules“) 2 slots	ES5690RTA5
Carry case, aluminum profile frame / ABS, suitable for ALMEMO® 5690 in desktop housing TGx	ZB5600TK3
Rack case with handle, suitable for ALMEMO® 5690 in rack housing BT8	ZB5090RC

Connecting cables ALMEMO® 5690







	Order no.
USB data cable, electrically isolated	ZA1919DKU
Ethernet data cable, electrically isolated	ZA1945DK
Trigger and relay cable (2 relays, 0.5 A, 50 V)	ZA1006EKG
Analog output cable, -1.25 to +2.0 V, 0.1 mV / digit	ZA1601RK
V24 data cable, electrically isolated	ZA1909DK5
Network technology, wireless modules (see chapter „Networking“) Relay trigger analog adapter (see chapter „Output modules“)	

ALMEMO® Measuring Instruments





ALMEMO® data acquisition systems - a comparison

11/2025 • We reserve the right to make technical changes.

Function

System type	5690-xM09	5690-xCPU	5690-xCPU with option XU	5690-xCPU with option XM
				
Measuring circuit	Master measuring circuit board with 9 measuring inputs	Measuring circuit CPU board (without measuring inputs)		
Measuring inputs	up to 99 inputs	up to 100 inputs	up to 190 inputs	up to 190 inputs
Number of channels	up to 99 channels	up to 100 channels	up to 250 channels	up to 250 channels
Expansions Selector switch boards	up to 9 	up to 10 	up to 19 	None
Expansions Active measuring circuit boards	None	None	None	up to 19 
Scanning time (approx.)	For 1 to 99 channels in total	For 1 to 100 channels in total	For 1 to 190 channels in total	For 100 / 190 channels in total = 10/19 measuring circuit boards with 10 channels each
At conversion rate 10 Hz At conversion rate 50 Hz	0.1 to 10 seconds 0.02 to 2 seconds	0.1 to 10 seconds 0.02 to 2 seconds	0.1 to 19 seconds 0.02 to 4 seconds	... 1.1 / 1.1 seconds* ... 0.3 / 0.5 seconds* *for systems without display
ALMEMO® plug with special measuring range / multi-point calibration, linearization	Up to 9 ALMEMO® plugs (master measuring circuit)	Up to 100 ALMEMO® plugs	Up to 190 ALMEMO® plugs	Up to 190 ALMEMO® plugs
ALMEMO® outputs	Sockets A1 and A2	Sockets A1 to A5 for expanding the periphery, optional socket P0 (relay / trigger / analog outputs)		

Operating modes

System type	5690-1M09	5690-2M09	5690-1CPU	5690-2CPU
				
Online operation via PC	yes		yes	
Display and operating controls	no	yes	no	yes
Data logger	Accessory ZA1904SD Memory connector including micro SD	Micro SD drive, integrated, including micro SD (as standard)	Accessory ZA1904SD Memory connector including micro SD	Micro SD drive, integrated, including micro SD (as standard)
Internal memory	100 000 values EEPROM (option)		400 000 values RAM, battery-buffered (standard) or 400 000 values FeRAM, non-volatile (option)	

ALMEMO® 5690-1M09

Technical data and functions

- Technical data and functions, as for ALMEMO® 5690 series
- Master measuring circuit, 9 ALMEMO® input sockets, electrically isolated, suitable for 9 ALMEMO® sensors
- Up to 9 ALMEMO® connectors; special ranges / multi-point calibration / linearization possible (only on master measuring circuit)
- Expansion up to 99 inputs by means of various selector switch boards, maximum 99 measuring channels
- Data logger option: with internal EEPROM or external ALMEMO® memory connector with micro SD card

Technical data

Technical data, as for ALMEMO® 5690 series

Measuring inputs	9 ALMEMO® input sockets Expansion up to 99 inputs by means of selector switch boards
Measuring channels	Expansion up to maximum 99 measuring channels
Internal memory (option S)	Internal EEPROM sufficient for 100,000 measured values, configurable as linear or ring memory

External memory (accessory)	ALMEMO® memory connector with micro SD card
Outputs	2 ALMEMO® sockets, suitable for all output modules (analog / data / trigger / relay cables, etc.) Alarm signal transmitter, internal
Operation	1 key, 5 LEDs, 2 coding switches

Accessories

Order no.

Memory connector with micro SD, including USB card reader (see chapter „General accessories“)

ZA1904SD

Expansions

Order no.

Relay / trigger / analog board, 2 slots per system up to 7 boards are supported. (see chapter „Output modules“)
Other boards see selector switch boards U-A10, U-MU, U-TH2

ES5690RTA5

Options

Order no.

Internal data memory sufficient for 100,000 values
Multi-point adjustment, special linearization, management of calibration data
Temperature ranges for 8 refrigerants
Measuring rate for 1 measuring channel, 500 mops (SD card required)

OA5690S

OA5690KL

SB0000R2

SA0000Q5

Standard delivery

Precision measuring instrument, data acquisition system with master measuring circuit board MM-A9, mains plug assembly ZB1212NA11, Operating instructions, manufacturer's test certificate

DAkkS accredited calibration or works calibration KE90xx, electrical, for measuring instrument, see chapter „Calibration certificates“.
DAkkS accredited calibration meets all the requirements regarding test resources laid down in DIN EN ISO/IEC 17025.

ALMEMO® Measuring Instruments

ALMEMO® 5690-1M09TG1



Dimensions:
77 x 145 x 218 mm
(WxHxD)

Data acquisition system in desktop housing TG1, 9 inputs,
1 free slot
Expansion with
1 U-MU board (10 inputs)

MA56901M09TG1

ALMEMO® 5690-1M09TG3



Dimensions:
179 x 158 x 232 mm
(WxHxD)

Data acquisition system in desktop housing TG3, 9 inputs,
6 free slots
Expansion with
3 U-A10 boards or U-TH2 (30 inputs)
or 6 U-MU boards (60 inputs)
or 3 RTA5 boards

MA56901M09TG3

ALMEMO® 5690-1M09TG8



Dimensions:
444 x 158 x 232 mm
(WxHxD)

Data acquisition system in desktop housing TG8, 9 inputs,
19 free slots
Expansion with
9 U-A10 boards or U-TH2 or U-MU (90 inputs)
or 7 RTA5 boards

MA56901M09TG8

ALMEMO® 5690-1M09BT8



Dimensions:
483 x 132 x 273 mm
(WxHxD)

Data acquisition system in 19-inch rack housing, 9 inputs,
19 free slots
Expansion with
9 U-A10 boards or U-TH2 or U-MU (90 inputs)
or 7 RTA5 boards

MA56901M09BT8



Carry case, aluminum profile frame ZB5600TK3
for ALMEMO® 5690-1/ -2



Rack case with handle ZB5090RC
for ALMEMO® 5690-xxBT8 in 19-inch rack housing

ALMEMO® 5690-2M09

Technical data and functions

- Technical data and functions, as for ALMEMO® 5690 series
- Master measuring circuit, 9 ALMEMO® input sockets, electrically isolated, suitable for 9 ALMEMO® sensors
- Up to 9 ALMEMO® connectors; special ranges / multi-point calibration / linearization possible (only on master measuring circuit)
- Expansion up to 99 inputs by means of various selector switch boards, maximum 99 measuring channels
- Generously dimensioned graphics display, bright illumination, large display of measured values
- Measured values can be displayed graphically in line chart or bar chart form or numerically in various sizes.
- 3 user-defined menus can be freely configured from a range of 50 functions.
- Easy to operate by means of 4 soft-keys and cursor block, menu-guided with wizards and context-sensitive help windows
- Choice of languages: German, English, French
- Data logger with micro SD (standard)
- Option, internal EEPROM.

Technical data

Technical data, as for ALMEMO® 5690 series		Outputs	2 ALMEMO® sockets, suitable for all output modules (analog / data / trigger / relay cables, etc.) Alarm signal transmitter, internal
Measuring inputs	9 ALMEMO® input sockets Expansion up to 99 inputs by means of selector switch boards	Display	Graphics display Illumination
Measuring channels	Expansion up to maximum 99 measuring channels	Operation	128 x 128 pixels, 16 rows 5 white LEDs, 3 brightness levels
Memory	Micro SD card, integrated drive		9 keys (4 soft-keys and cursor block) 9 status LEDs on front panel
Internal memory (option S)	Internal EEPROM sufficient for 100,000 measured values, configurable as linear or ring memory		

Expansions

Relay / trigger / analog board, 2 slots per system up to 7 boards are supported. (see chapter „Output modules“)
Other boards see selector switch boards U-A10, U-MU, U-TH2

Order no.

ES5690RTA5

Options

Internal data memory sufficient for 100,000 values
Multi-point adjustment, special linearization, management of calibration data
Temperature ranges for 8 refrigerants
Measuring rate for 1 measuring channel, 500 mops (SD card required)

Order no.

OA5690S

OA5690KL

SB0000R2

SA0000Q5

Standard delivery

Precision measuring instrument, data acquisition system with graphics display and operating controls, master measuring circuit board MM-A9, micro SD card, USB card reader, mains plug assembly ZB1212NA11, operating instructions, manufacturer's test certificate

DAkkS accredited calibration or works calibration KE90xx, electrical, for measuring instrument, see chapter „Calibration certificates“.
DAkkS accredited calibration meets all the requirements regarding test resources laid down in DIN EN ISO/IEC 17025.

ALMEMO® Measuring Instruments

ALMEMO® 5690-2M09TG3



Dimensions:
179 x 158 x 232 mm
(WxHxD)

Data acquisition system in desktop housing TG3, 9 inputs,
6 free slots
MA56902M09TG3
Expansion with
3 U-A10 boards or U-TH2 (30 inputs)
or 6 U-MU boards (60 inputs)
or 3 RTA5 boards

ALMEMO® 5690-2M09WG3



Dimensions:
209 x 207 x 153 mm (WxHxD)
(width includes fastening strips)

Data acquisition system in wall-mounted housing WG3,
9 inputs, 6 free slots
MA56902M09WG3
Expansion with
3 U-A10 boards or U-TH2 (30 inputs)
or 6 U-MU boards (60 inputs)
or 3 RTA5 boards
The boards have their connections facing downwards. To facilitate wall-mounting four holes (5.3 mm) are provided on the protruding strips to the left and right of the housing's backplate (which cannot itself be removed).

ALMEMO® 5690-2M09TG8



Dimensions:
444 x 158
x 232 mm
(WxHxD)

Data acquisition system in desktop housing TG8, 9 inputs,
19 free slots
MA56902M09TG8
Expansion with
9 U-A10 boards or U-TH2 or U-MU (90 inputs)
or 7 RTA5 boards


ALMEMO® 5690-2M09BT8



Dimensions:
483 x 132
x 273 mm
(WxHxD)

Data acquisition system in 19-inch rack housing, 9 inputs,
19 free slots
MA56902M09BT8
Expansion with
9 U-A10 boards or U-TH2 or U-MU (90 inputs)
or 7 RTA5 boards

Master measuring circuit board, selector switch boards, and expansions for the ALMEMO® 5690-1M09 and 5690-2M09 systems



Master measuring circuit board
MM-A9

U-A10

U-MU

U-TH2

AP


RTA5

Selector switch boards for ALMEMO® 5690-1M09 and 5690-2M09

Technical data and functions of selector switch boards

- Selector switch boards for expanding the ALMEMO® 5690-1M09 and 5690-2M09 systems by additional inputs
- There are several design variants for different installations / input plugs.

Selector switch boards U-A10



10 inputs for ALMEMO® single connectors
For flexible applications with individual sensors and measuring signals.

Technical data

Measuring inputs	10 ALMEMO® input sockets, electrically isolated
Measuring ranges	All ranges (see general technical specifications)
Sensor supply	12 V, max. 0.3 A (per system max. 1.5 A)
Footprint	2 slots

Standard delivery

Selector switch board U-A10

Order no.

ES5690UA10

ALMEMO® connector must be ordered separately.

Selector switch boards U-MU



10 inputs for ALMEMO® 10-way MU connectors
For permanently installing groups of 10, especially temperature sensors.

Technical data

Measuring inputs	10 inputs, electrically isolated, socket strip for ALMEMO® 10-way MU connector
Measuring ranges	all thermocouples, Pt100, Ni100, NTC, ohms, 2.6 V, 260 mV, 55 mV, 26 mV
Sensor supply	None
Footprint	1 slot

Standard delivery

Selector switch board U-MU
ALMEMO® 10-way MU connector

Order no.

ES5690UMU
ZA5690MU

Selector switch boards U-TH2



10 inputs for miniature thermal connectors
For any individual thermocouple temperature sensors with miniature thermal connector.

Technical data

Measuring inputs	10 miniature thermal sockets, electr. isolated ALMEMO® sensor parameters are saved in the measuring instrument.
Measuring ranges	all thermocouples
Sensor supply	None
Footprint	2 slots

Standard delivery

Selector switch board U-TH2

Miniature thermal connectors must be ordered separately.

Order no.

ES5690UTH2